



# Andhra Pradesh SACS - Pool Fund

[Draft]

Directorate of Medical & Health Services Sultan Bazar Koti, Hyderabad - 500095

National AIDS Control Project - Phase III

## Balance Sheet


For The Period From : 01-Apr-2012 To :31-Mar-2013

Figures for the previous Period (Rs.)	LIABILITIES	Schedule Reference	Figures for the current Period (Rs.)	Figures for the previous Period (Rs.)	ASSETS	Schedule Reference	Figures for the current Period (Rs.)
170,758,329.83	GENERAL FUND	01	0.00	83,177,566.75	FIXED ASSETS	02	0.00
	CURRENT LIABILITIES AND PROVISIONS				CURRENT ASSETS, LOANS AND ADVANCES		
232,882.00	CURRENT LIABILITIES	0501	0.00	37,770,694.06	CURRENT ASSETS	0301	0.00
83,177,566.75	FIXED ASSET FUND		0.00	133,220,517.77	LOANS AND ADVANCES	0401	0.00
<u>254,168,778.58</u>			<u>0.00</u>	<u>254,168,778.58</u>			<u>0.00</u>

  
Auditor

**A.V. RATNAM & CO.**  
CHARTERED ACCOUNTANTS  
# 180/2 R.L.R. SADAN,  
Vijayanagar Colony, HYDERABAD-57.

  
FC/FM/FO  
Joint Director (Finance)  
A.P. State AIDS Control Society  
Sultan Bazar, Hyderabad.

  
Project Director  
~~Project Director~~  
A.P. State AIDS Control Society  
Koti, Hyderabad-95

## General Fund

## Schedule 01

Figures in Rupees

Particulars	As at 31-Mar-13 (Rs.)	As at 31-Mar-12 (Rs.)
Opening grant in aid	170,758,329.83	334,486,215.00
<b>Add: Received during the year</b>		
Pool Fund - World Bank	(2,948,214.37)	0.00
Grant from NACO to SACS	0.00	329,500,000.00
Recovery/Deduction of Grants	(59,848,992.98)	92,316,000.00
NACPIII Closure	(92,624,505.92)	0.00
<b>Less: Utilised during the year</b>		
Grants utilised to the extent of revenue expenditure	(98,514,183.31)	396,360,381.17
Grants utilised to the extent of fixed asset expenditure	83,177,566.75	4,551,504.00
Closing grant in aid	0.00	170,758,329.83



## Fixed Asset

## Schedule 02

Figures in Rupees

Particulars	Opening Balance	Addition	Deletion	Closing Balance
Blood Bank Equipments (2203)	44,688,944.00	1,809,003.00	46,497,947.00	0.00
Civil Works (2201)	9,465,696.00	152,026.00	9,617,722.00	0.00
Equipment (Other) (2204)	13,112,257.75	84,946.00	13,197,203.75	0.00
Furniture , Fixtures & Supplies (2202)	3,048,127.00	0.00	3,048,127.00	0.00
Office Equipment (2206)	11,464,840.00	0.00	11,464,840.00	0.00
Vehicles (2205)	1,397,702.00	0.00	1,397,702.00	0.00
<b>Grand Total</b>	<b>83,177,566.75</b>	<b>2,045,975.00</b>	<b>85,223,541.75</b>	<b>0.00</b>



**Funds from Other Sources**

**Schedule 03**

**Figures in Rupees**

Particulars	Opening Balance	Grant Recieved	Grant Utilised/ Refunded	Closing Balance
Alliance - Start AP Project (07)	0.00	0.00	0.00	0.00
ART - NACO (08)	0.00	0.00	0.00	0.00
Clinton Foundation (06)	0.00	0.00	0.00	0.00
PHFI - Public Health Fund India (012)	0.00	0.00	0.00	0.00
PSI - WPI Programme (09)	0.00	0.00	0.00	0.00
Share India - PHMI (011)	0.00	0.00	0.00	0.00
<b>Grand Total</b>	<b>0.00</b>	<b>0.00</b>	<b>0.00</b>	<b>0.00</b>





**CURRENT ASSETS****Schedule 0301****Figures in Rupees**

Particulars	As at 31-Mar-13 (Rs.)	As at 31-Mar-12 (Rs.)
Pool Fund A/c No. 1767	0.00	37,770,694.06
<b>Total</b>	<b>0.00</b>	<b>37,770,694.06</b>

**LOANS AND ADVANCES****Schedule 0401****Figures in Rupees**

Particulars	As at 31-Mar-13 (Rs.)	As at 31-Mar-12 (Rs.)
Advance to Consultants	0.00	433,478.50
Advance to Others	0.00	35,783,687.05
Advance to NGOs	0.00	42,008,224.72
Advance to Contractors/Suppliers (Non Reimbursable)	0.00	275,000.00
Advance to Staff	0.00	2,808,308.00
Advance to Autonomous Bodies	0.00	8,314,302.00
Advance to District Authorities	0.00	28,848,910.50
Advance to District Hospitals	0.00	12,280,867.50
Security Deposit (Paid)	0.00	46,000.00
Advance to DAPCU	0.00	2,421,739.50
<b>Total</b>	<b>0.00</b>	<b>133,220,517.77</b>



**CURRENT LIABILITIES****Schedule 0501****Figures in Rupees**

Particulars	As at 31-Mar-13 (Rs.)	As at 31-Mar-12 (Rs.)
Creditors Payable	0.00	232,882.00
<b>Total</b>	<b>0.00</b>	<b>232,882.00</b>





Directorate of Medical &amp; Health Services Sultan Bazar Koti, Hyderabad - 500095

National AIDS Control Project - Phase III

# Income And Expenditure Account

## For The Period From : 01-Apr-2012 To :31-Mar-2013

Figures for the previous Period (Rs.)	EXPENDITURE	Schedule Reference	Figures for the current Period (Rs.)	Figures for the previous Period (Rs.)	INCOME	Schedule Reference	Figures for the current Period (Rs.)
98,256,235.50	IEC		20,269,691.00	7,489,806.50	Other Income	28	3,755,087.99
297,758.00	Monitoring & Evaluation (SIMS)		43,648.00	396,360,381.17	Grants utilised to the extent of revenue expenditure		98,514,183.31
37,627.00	Surveillance		20,600.00				
11,853,918.00	Kits and Other Lab Supplies	06	12,548,184.00				
24,749,367.50	Training and Workshops	08	13,870,811.00				
169,148,323.42	NGO Services	11	37,185,060.25				
75,171,270.00	Salary (Pay and Allowances)	13	1,851,812.50				
3,425,890.75	Maintenance Costs	14	2,652,773.75				
20,909,797.50	Operational Expenses	15	13,826,690.80				
<u>403,850,187.67</u>			<u>102,269,271.30</u>	<u>403,850,187.67</u>			<u>102,269,271.30</u>

**A.V. RATNAM & CO.**  
 CHARTERED ACCOUNTANTS  
 # 180/2, RT. R.R. SADA  
 Vileyanagar Colony,  
 HYDERABAD - 500 037

**Joint Director (Finance)**  
**A.P. State AIDS Control Society**  
 Sultan Bazar, Hyderabad.

**Project Director**  
**A.P. State AIDS Control Society**  
 Koti, Hyderabad-95



## Other Income


## Schedule 28

Particulars	As at 31-Mar-13 (Rs.)	As at 31-Mar-12 (Rs.)
Sale of Bid/Tender Documents	10,000.00	0.00
Other Receipts	822,526.99	458,110.50
Interest from Bank	2,922,561.00	7,031,696.00
<b>Total</b>	<b>3,755,087.99</b>	<b>7,489,806.50</b>

## Kits and Other Lab Supplies

## Schedule 06

Particulars	As at 31-Mar-13 (Rs.)	As at 31-Mar-12 (Rs.)
HIV Kits	1,275,575.00	0.00
Other Lab. Supplies	682,558.00	1,114,084.00
Blood Lab. Supplies	10,076,674.00	2,664.00
Consumable Items	513,377.00	10,737,170.00
<b>Total</b>	<b>12,548,184.00</b>	<b>11,853,918.00</b>





# Training and Workshops


## Schedule 08

Particulars	As at 31-Mar-13 (Rs.)	As at 31-Mar-12 (Rs.)
Workshops	65,896.00	783,277.00
Training	13,784,915.00	20,863,452.50
Campaigns	20,000.00	3,102,638.00
<b>Total</b>	<b>13,870,811.00</b>	<b>24,749,367.50</b>

# NGO Services

## Schedule 11

Particulars	As at 31-Mar-13 (Rs.)	As at 31-Mar-12 (Rs.)
NGO Services	1,428,662.25	15,682,668.15
NGO Services for Priority Interventions	35,756,398.00	153,465,655.27
<b>Total</b>	<b>37,185,060.25</b>	<b>169,148,323.42</b>



## Salary (Pay and Allowances)


## Schedule 13

Particulars	As at 31-Mar-13 (Rs.)	As at 31-Mar-12 (Rs.)
Salary	1,708,837.50	74,109,746.00
Honorarium	142,975.00	1,036,448.00
Medical Expenses	0.00	25,076.00
<b>Total</b>	<b>1,851,812.50</b>	<b>75,171,270.00</b>

## Maintenance Costs

## Schedule 14

Particulars	As at 31-Mar-13 (Rs.)	As at 31-Mar-12 (Rs.)
Equipment Maintenance	37,225.00	770,979.00
Building Maintenance	1,160,214.00	466,808.00
Vehicle Maintenance	1,455,334.75	2,188,103.75
<b>Total</b>	<b>2,652,773.75</b>	<b>3,425,890.75</b>





## Operational Expenses

## Schedule 15

Particulars	As at 31-Mar-13 (Rs.)	As at 31-Mar-12 (Rs.)
Travelling Expenses	1,760,773.50	3,449,320.00
Rent, Rates & Taxes	0.00	1,244,152.00
Telephone/Communication Expenses	1,100.00	1,066,407.00
Bank Charges	796.00	2,320.50
Miscellaneous Expenses	9,653,981.30	5,888,590.00
Printing & Stationery	0.00	419,198.00
Water and Electricity Charges	0.00	821,962.00
Audit Fees	0.00	1,016,120.00
Legal Expenses	17,000.00	0.00
Postage/Courier	146,749.00	25,262.00
Quality Assessment	41,599.00	194,420.00
Contractual Services - Companies	1,603,303.00	5,882,783.00
Contingency	601,389.00	899,263.00
<b>Total</b>	<b>13,826,690.80</b>	<b>20,909,797.50</b>

